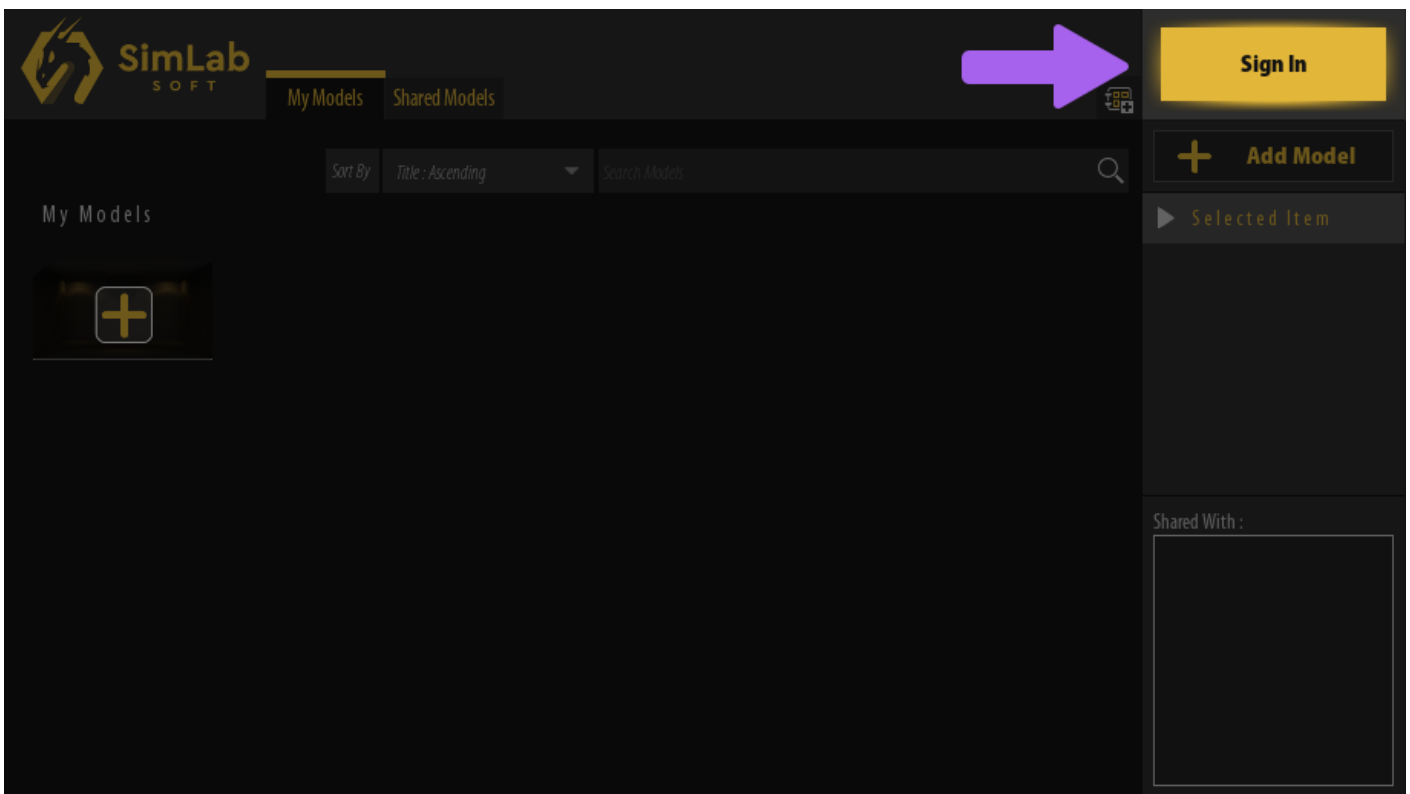


# Signing Up

To upload and share VR experiences and to pair wireless VR and mobile devices, a user needs to sign up to **SimLab Cloud** servers.


In addition to VR related benefits, signing up grants the user access to SimLab 3D Models, and Materials library as well as SimLab Academy, and other useful features.


To Sign up run **SimLab VR Viewer** and from the top right corner, click **Sign in**.



✕

SIGN IN


 E-Mail

 Password


☐ Keep Me Logged In

[Forgot Password](#)


Sign In


Don't have an account? [Sign Up!](#) 


From the Sign In dialog, click **Sign Up**.




## SIGN UP

 Username

 Email

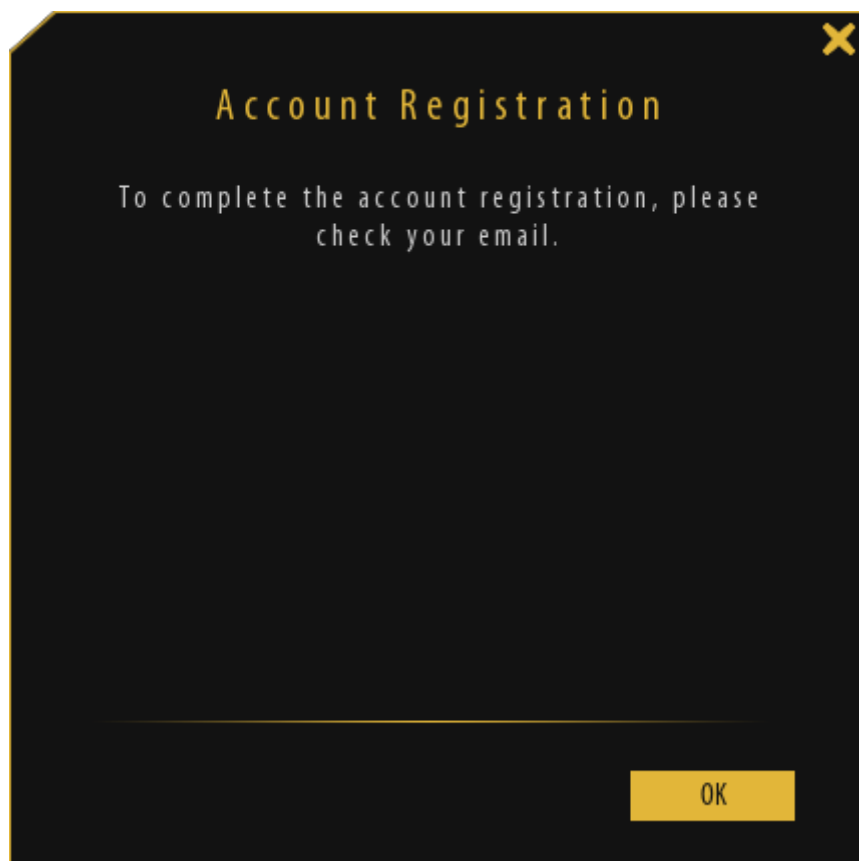
 Password

 Confirm Password

Sign Up

Already have an account? [Sign In!](#)

In the Sign Up dialog, fill in the **Username** which will be displayed to other users. Fill in an active email address, and a secure password made of at least 8 characters including a number, then click **Sign Up**.



If the Sign Up is successful a message will appear to check email address used, to confirm the registration process.



## Welcome to SimLab Soft,

Hello John Doe,

We are proud to welcome you as a new member of **SimLab Soft**.

You are one step away from accessing SimLab's Cloud Services.  
Activate your account now

**Activate**

By activating you will get:

- unlimited access to SimLab Composer's Free Library.
- unlimited access to VR models shared with you by other users.
- 3 months of ( 10 online models, 20gb of storage and 2 paired devices) that can be used for VR sharing and cloud hosting.

Click the **Activate** button in the email sent, to finish the signing up process.

Revision #19

Created 20 January 2022 08:48:17 by Khalid Abu Eid

Updated 22 October 2024 08:08:29 by Mahmoud