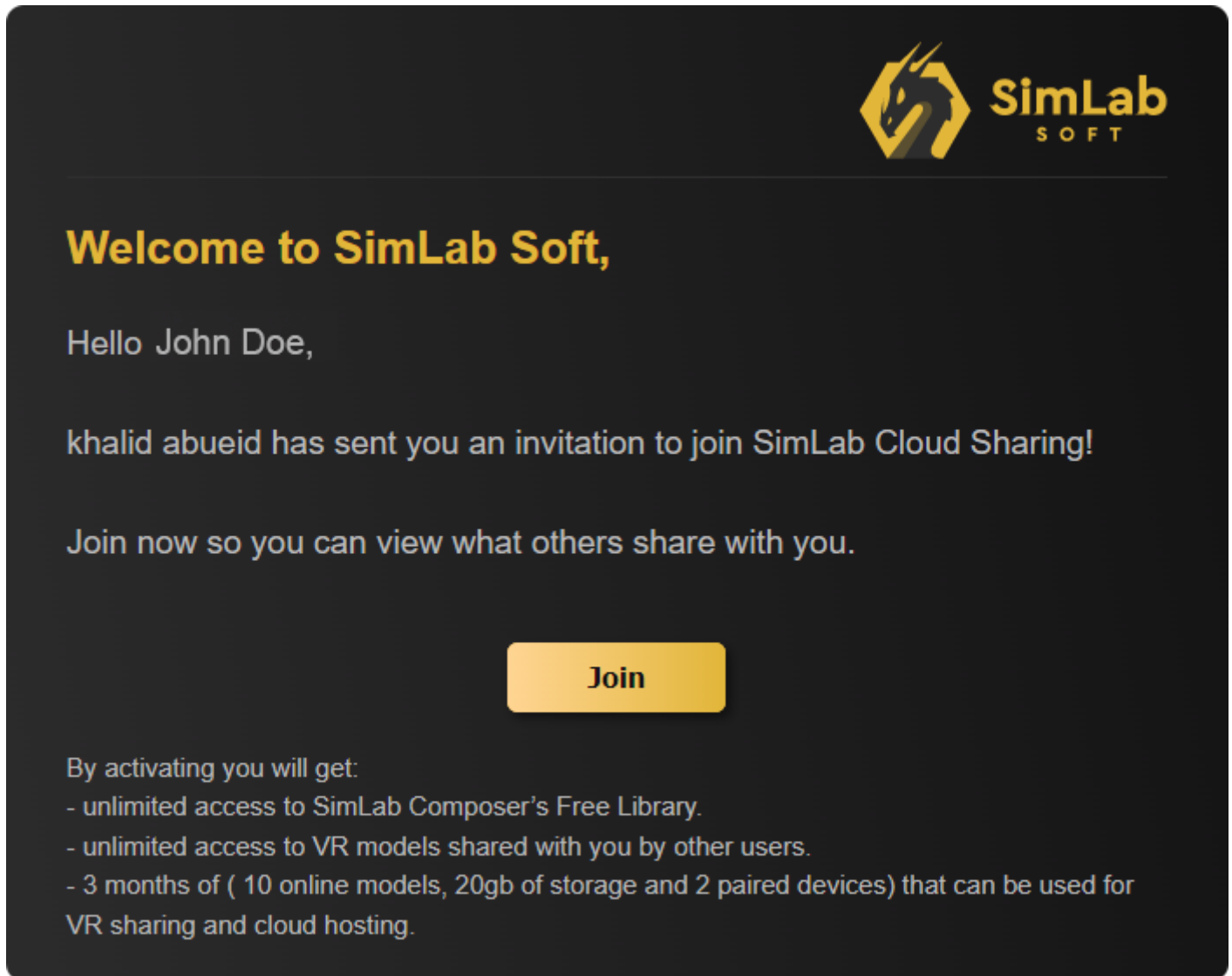


Signing up

If you're a client and someone has shared a VR Model with you, you will receive an email requesting you to activate your account to view the shared model.



From the received email, **click Join**.

once you click Join, the account information dialogue will appear.

Account Information

 John Doe@Email.com



Enter Your name



About



Password



Confirm Password

Join

Fill in your Name, a brief Biography and a password to activate your account and join the SimLab Cloud Services.


Once you have Joined SimLab Cloud services, the next step is to download the **SimLab VR Viewer**.

In the same email you received you will find a link to download the simLab VR Viewer, or you can **Click here** to download it.





Once downloaded and installed, Run the SimLab VR Viewer and in the top right corner, click **Sign in**.





SIGN IN

 johndoe@email.com



☐ Keep Me Logged In

[Forgot Password](#)

Sign In

Don't have an account? [Sign Up!](#)

In the Sign in Dialogue, enter your email address and the password you have created for your account and click **Sign in**.

Revision #38

Created 18 January 2022 08:36:29 by Khalid Abu Eid

Updated 19 January 2024 14:25:24 by Samia Sabri