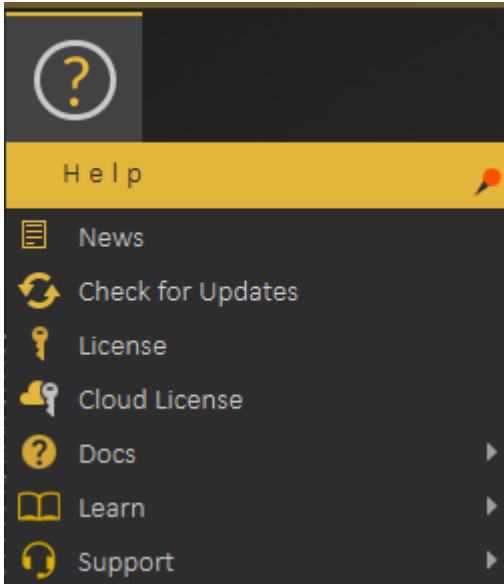


Help Menu

In this menu, the user has access to different sources of information about SimLab VR Studio.



News


Starting with News where a dialog will be displayed including latest news regarding the application, and it's updates.

Check for Updates

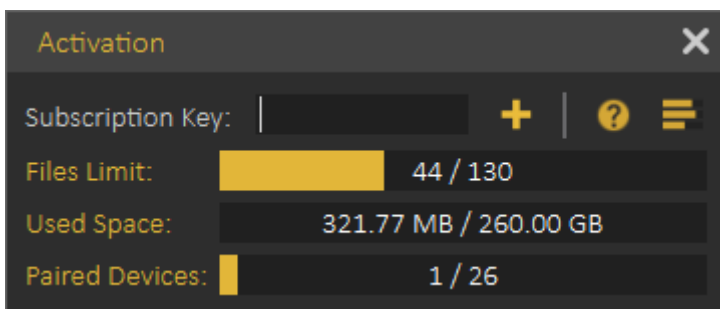
Check for Updates, as the name implies, will display the dialog with the latest releases of the application.

License

License, displays the Registration dialog, where the user can request start free personal license, request a trial license, or activate a professional license. More information about VR Studio licensing process can be found [here](#)



Cloud License



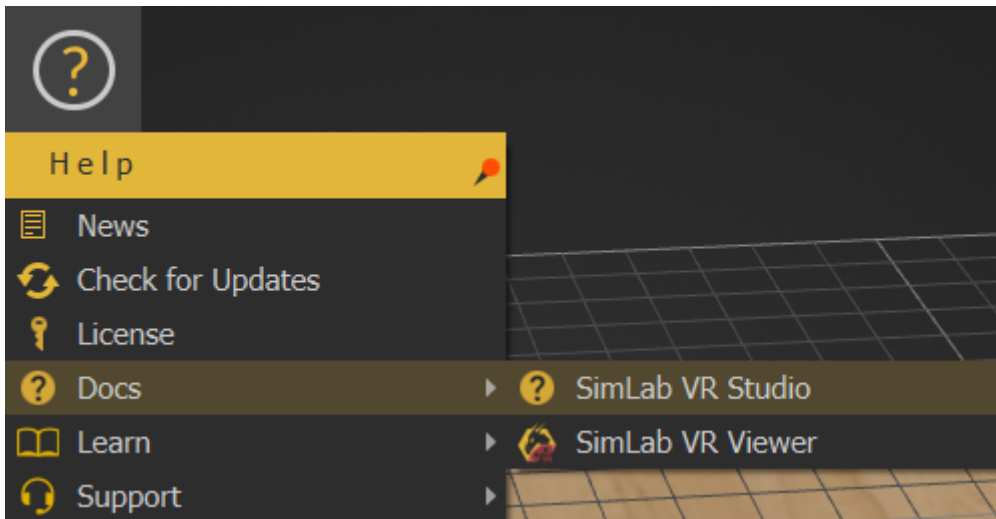
Cloud license option allows the user to do the following:

- View current cloud account status
 - Number of models uploaded
 - Used Cloud Space
 - Number of paired devices
- Add additional cloud keys to increase cloud account capacity or to extend its period.

Note: Professional software key received when ordering a license of VR Studio is also a valid Cloud Key, so the user can use it to activate the Cloud Account. All what the user needs to do is register a Cloud account then to add the key.

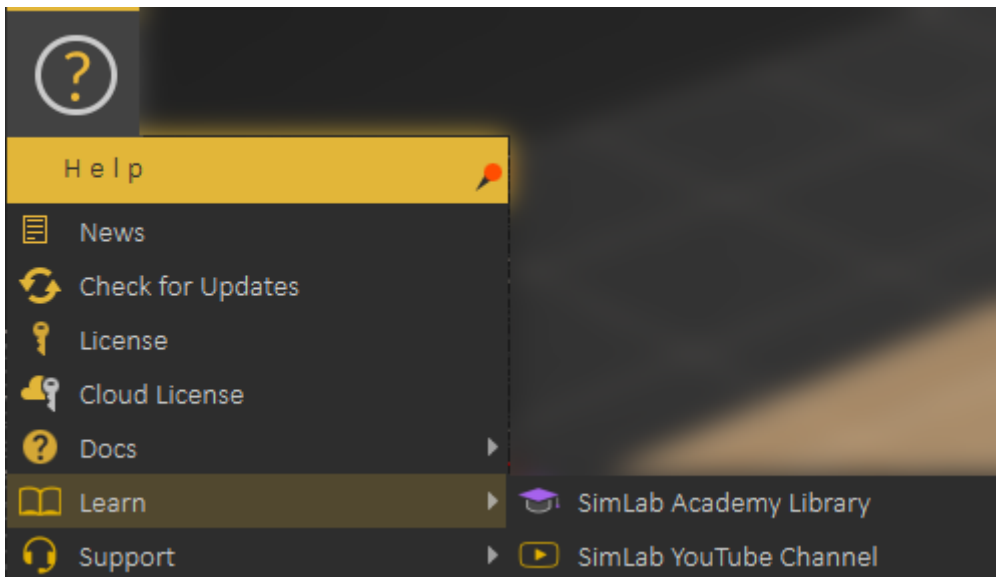
Docs

This option provides users with a list of help links available for SimLab VR Studio. Including a link to this help document, and a link for more information about **SimLab VR Viewer**.

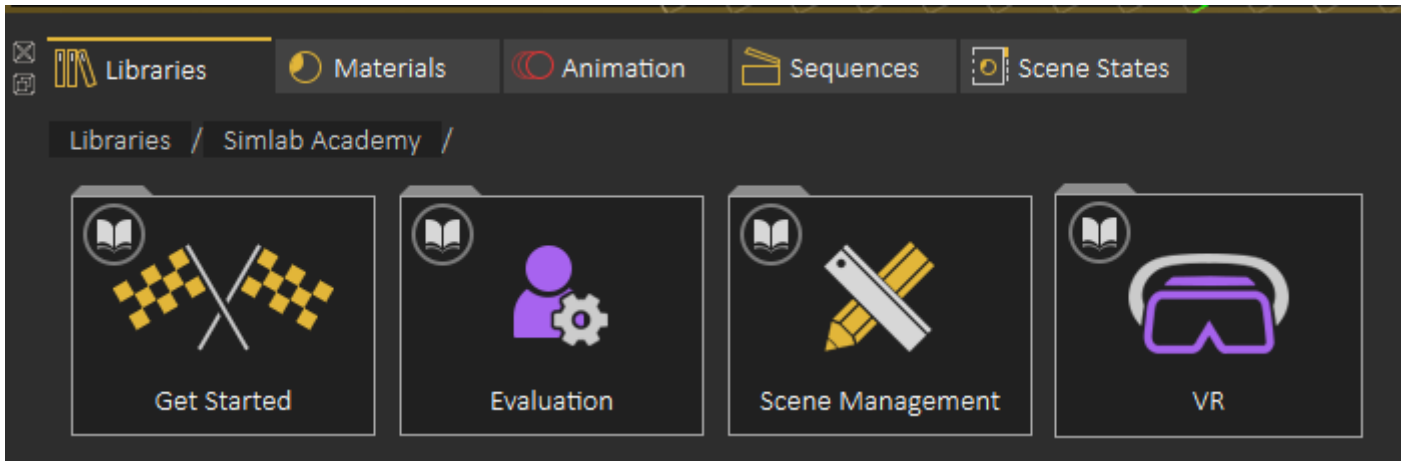


Learn

Learn option directs users to learning resources for SimLab VR Studio.

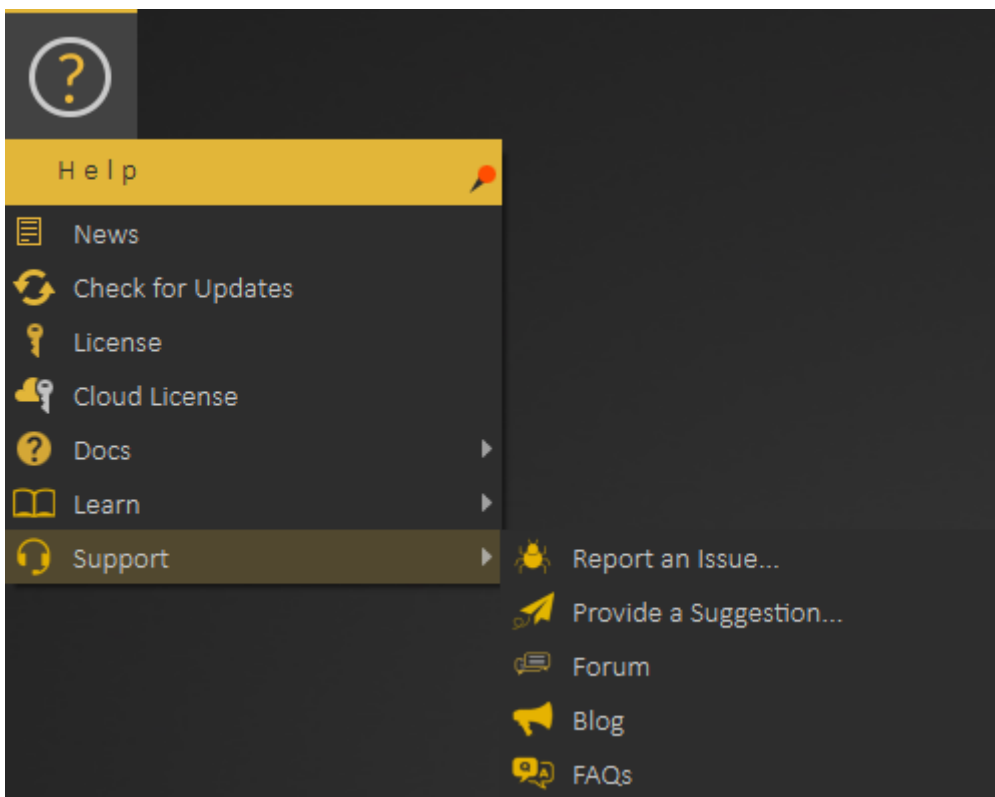


SimLab Academy displays SimLab Academy in SimLab VR Studio library, More information about SimLab Academy can be found [here](#).



SimLab YouTube Channel direct the user to the corresponding site.

Support



Support menu allows the user to do the following:

- Report an issue
- Provide a Suggestion
- Get access to SimLab Community Forum
- View Blog

Revision #8

Created 19 December 2021 16:03:13 by Samia Sabri

Updated 13 August 2024 10:02:20 by Samia Sabri