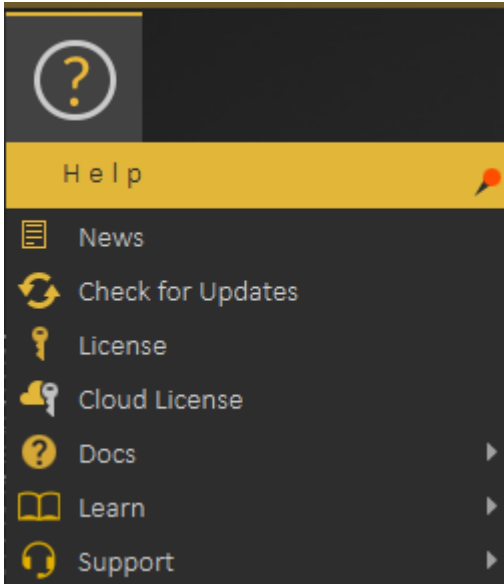


# Help Menu

In this menu, the user has access to different sources of information about SimLab Composer.



## News


Starting with News where a dialog will be displayed including the latest news regarding the application, and its updates.

## Check for Updates

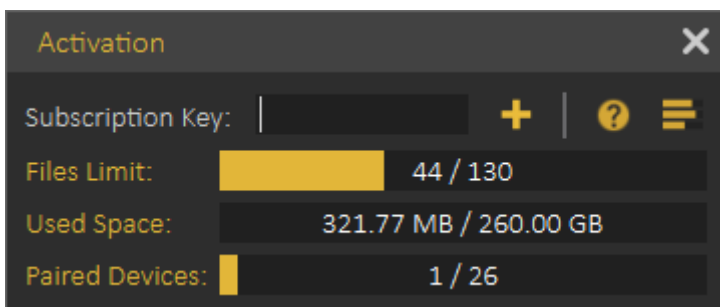
Check for Updates, as the name implies, will display the dialog with the latest releases of the application.

## License

License displays the Registration dialog, where the user can request start free personal license, request a trial license, or activate a professional license. More information about the Composer licensing process can be found [here](#)



## Cloud License



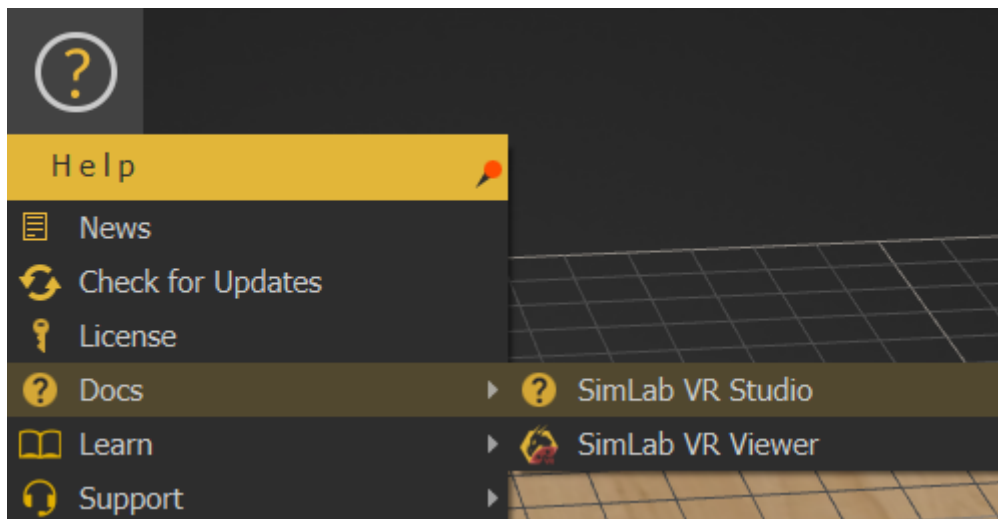
**Cloud license** option allows the user to do the following:

- View current cloud account status
  - Number of models uploaded
  - Used Cloud Space
  - Number of paired devices
- Add additional cloud keys to increase cloud account capacity or to extend its period.

Note: Professional software key received when ordering a license of Composer is also a valid Cloud Key, so the user can use it to activate the Cloud Account. All the user needs to do is register a Cloud account and then add the key.

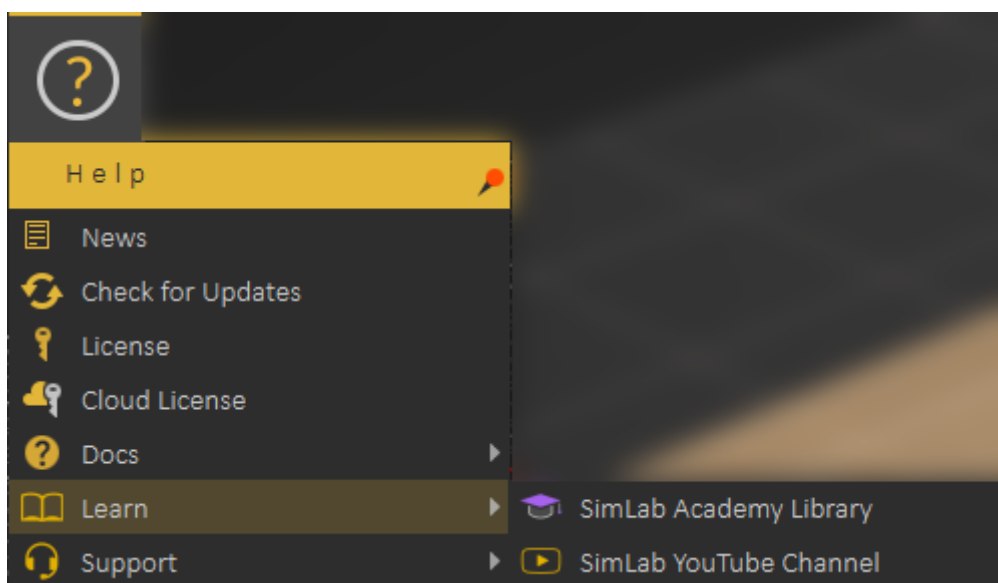
## Docs

This option provides users with a list of helpful links available for SimLab Composer. Including a link to this help document, and a link for more information about **SimLab VR Viewer**.

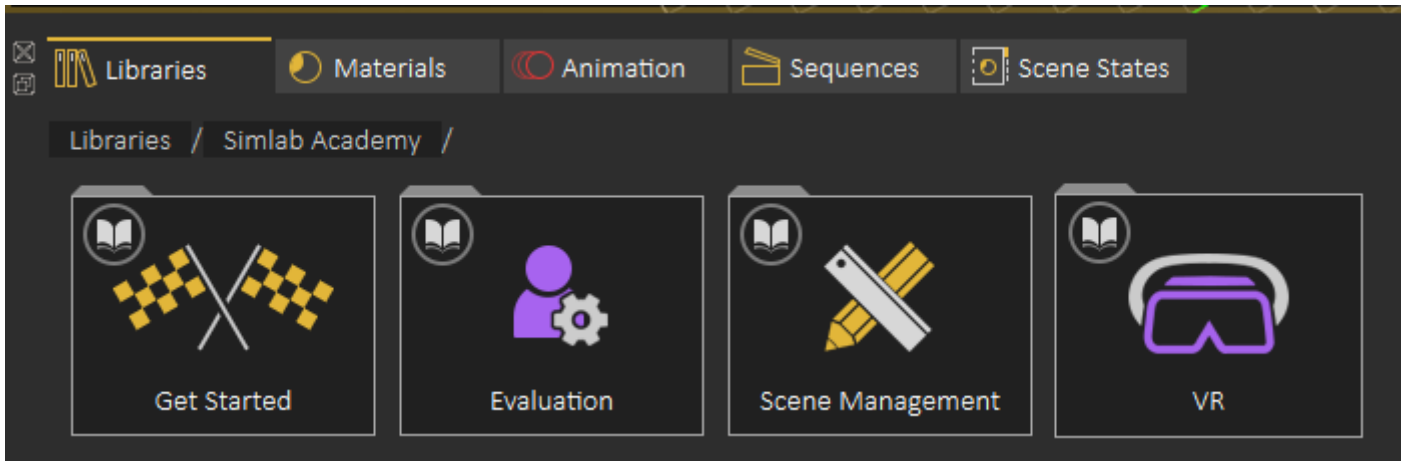


## Learn

Learn option directs users to learning resources for SimLab Composer.

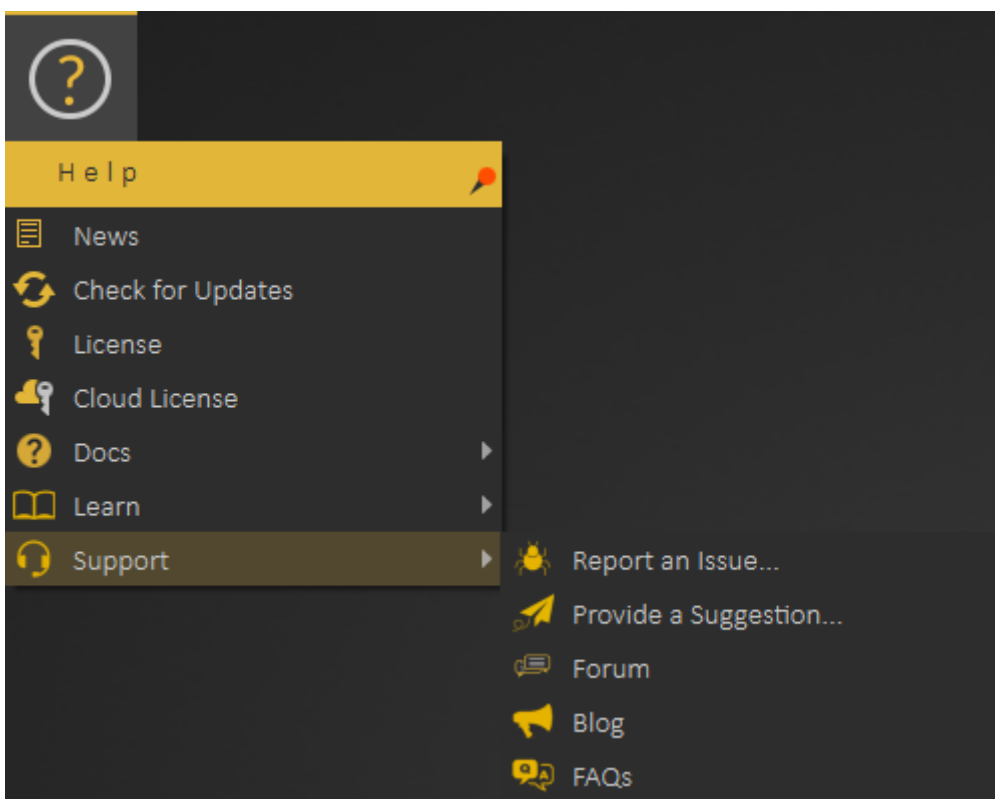


SimLab Academy displays SimLab Academy in the SimLab Composer library, More information about SimLab Academy can be found [here](#).



SimLab YouTube Channel directs the user to the corresponding site.

## Support



The support menu allows the user to do the following:

- Report an issue
- Provide a Suggestion
- Get access to SimLab Community Forum
- View Blog

---

Revision #3

Created 4 September 2022 07:01:45 by Ashraf Sultan

Updated 21 December 2023 13:51:46 by Jamal Said