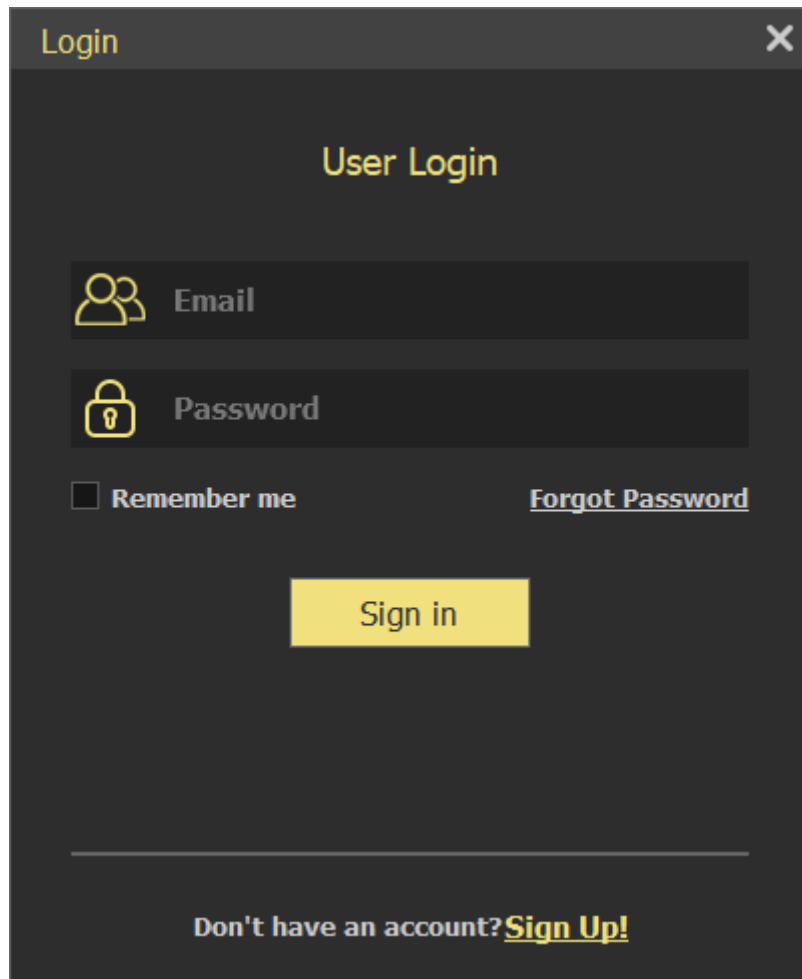


# Administrator

This tool is used for evaluating/surveying users in quizzes/surveys. Clicking Administrator from the VR Evaluation menu will open the Login dialog below.



The image shows a 'Login' dialog box with a dark gray background. At the top left is the word 'Login' in yellow, and at the top right is a close button 'X'. The title 'User Login' is centered in yellow. Below the title are two input fields: the first is labeled 'Email' with a yellow person icon, and the second is labeled 'Password' with a yellow lock icon. Below the 'Email' field is a checkbox labeled 'Remember me'. To the right of the checkbox is a link labeled 'Forgot Password' in yellow. Below these fields is a yellow 'Sign in' button. At the bottom of the dialog, there is a horizontal line and the text 'Don't have an account? [Sign Up!](#)' in yellow.

To have access to the evaluation tool the user needs to be part of an **organization**, creating an organization and managing users in an organization is done through **SimLab Admin**, from under the VR Evaluation menu.

After logging in with a registered email address and password the Create Organization dialog below will appear to enter the name of the organization.

To learn more about how to set up and manage an organization check this tutorial

Create Organization


Create New Organization

Name

SimLab Soft

Create

SimLab Administrator




SimLab Soft


Administrator

Version 1.0


SimLab Soft

Samia






Teachers




Courses



Library

Search



+ Add Teacher

Name	Email	Account Type	Confirmation	Status
Samia	samia@simlab-soft.com	Administrator	Confirmed	Active

Revision #9

Created 21 September 2022 08:50:47 by Samia Sabri

Updated 8 December 2022 08:07:32 by Jamal